



AND THAT'S WHAT MAKES WOOD BEAUTIFUL. THE GRAINING GIVES IT CHARACTER AND SHOWS THE MOVEMENT OF WHAT ONCE WAS ALIVE. LET'S NOT HIDE IT, BUT RATHER ENJOY IT! WHEN IT COMES TO STAINING WOOD (OR FIBERGLASS) THE TEXTURE OF THE SUBSTRATE WILL AFFECT THE OVERALL APPEARANCE. IT IS FOR THAT REASON WHEN SPECIFYING STAIN COLORS WE REFER TO IT AS A BLEND. AT RIGHT ARE WOOD EXAMPLES.

THESE SAMPLES SHOW THE SAME PIECE OF WOOD FROM THE FRONT TO THE BACK. ONE SIDE IS FINISHED TO SHOW HOW BOTH THE GRAINING CHARACTER AND COLOR OF THE WOOD PLAYS A ROLE IN THE OVERALL APPEARANCE OF THE PRE-FINISHED PRODUCT.



WILL AFFECT OVERALL APPEARANCE. WHILE THERE MAY BE VARIATION DUE TO VARIANCE IN WOOD COLOR/GRAIN AND FIBERGLASS TEXTURES, IT WILL BE AN ACCEPTABLE BLEND.



MUCH LIKE WOOD, WHEN STAINING FIBERGLASS THE GRAIN PATTERN & DEPTH OF GRAIN


Standard Process

Provincial




Standard Process

Amaretto



Standard Process

Mocha



ALL STAIN PRE-FINISH COLORS SHOULD NOW BE SELECTED USING OUR WOOD COLOR BLOCK SELECTION TOOLS

The Bayer Built Woodworks Fiberglass Color Selection Tool has been discontinued. Please discard any Fiberglass Color Selection Tools within your organization.




Ultra Process

Jute





Ultra Process

Pinecone



Ultra Process

Dark Roast



The samples shown within this document are a representation of the blend across a variety of wood samples & fiberglass species. All of the colors shown are within an acceptable blend of the specified pre-finish color. A millwork product or package may contain product within this represented color spectrum. The grain pattern, depth and color of the wood and fiberglass will affect the overall appearance. Inquire with your sales representative for further details.

